

# Wall-mounting enclosures and modular components

## Great versatility

The modular containers are extremely easy to install, thanks to the considerable space left inside them for wiring.

In addition, a number of containers can be installed side by side, so it's possible to create configurations tailor-made for every type of need.

For greater safety, the compartments can even be internally divided with the aid of suitable functional elements.



## IP40

## High protection degree

The perfect watertight seal is guaranteed by the door closure system and the gasket couplings. The special transparent membrane with notches makes it easier to feel and identify the button keys. The door clicks open, simply by pressing it upwards. The range also includes complete devices and containers for the garden (pole head and pole bracket versions).



## IP55

## Special versions

The COMBI DIN version consists of protected multipurpose containers with compartment and transparent door for DIN rail modular devices, and compartments for installing SYSTEM devices.


The COMBI 22 models have reinforced fronts for fixing indicator lights, containers for push-buttons, 22-mm commands and indicators.



# 27 Combi

## WALL-MOUNTING ENCLOSURES AND MODULAR COMPONENTS


### COMBI SYSTEM 40 ENCLOSURES



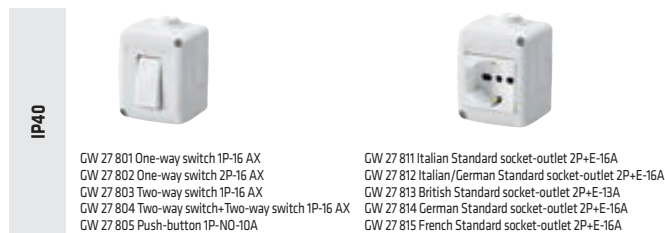
### COMBI-DIN ENCLOSURES




### ENCLOSURES FOR MINI TRUNKING USED AS SKIRTING AND FRAMING



### ENCLOSURES COMPLETE WITH SYSTEM DEVICES





### COMPLETE DEVICES



## COMBI SYSTEM 55/65 ENCLOSURES

<b>IP55</b>							
	GW 27 041 1 gang	GW 27 042 2 gang	GW 27 043 3 gang	GW 27 044 4 gang	GW 27 051 4+4 gang	GW 27 052 4+4+4 gang	
	<b>IP55</b>			<b>IP65</b>			
		GW 27 056 3 gang Post head	GW 27 057 3 gang Post bracket		GW 27 062 2 gang		

## WATERTIGHT COVERS

<b>IP55</b>		<b>IP65</b>	
	GW 27 401 2 gang 75x85 mm-IP55 Gray RAL 7035		GW 27 403 2 gang 75x85 mm-IP65 Grey RAL 7035

For application on Q-DIN, junction boxes, PTC, IB range flanged lids, Q-BOX and panels





## WATERTIGHT PLATES

<b>IP55</b>			
	GW 22 451 - 3 gang GW 22 461 - 4 gang Cloud white	GW 22 452 - 3 gang GW 22 462 - 4 gang Toner black	GW 22 453 - 3 gang GW 22 463 - 4 gang Grey RAL 7035

## ENCLOSURES COMPLETE WITH SYSTEM DEVICES

<b>IP55</b>			
	GW 27 831 One-way switch 1P-16 AX GW 27 832 One-way switch 2P-16 AX GW 27 833 Two way switch 1P-16 AX GW 27 834 Two way switch+Two way switch 1P-16 AX GW 27 835 Push-button 1P-NO-10 A	GW 27 841 Italian standard socket-outlet 2P+E-16 A GW 27 842 Italian/German standard socket-outlet 2P+E-16 A GW 27 843 British standard socket-outlet 2P+E-13 A GW 27 844 German standard socket-outlet 2P+E-16 A GW 27 845 French standard socket-outlet 2P+E-16 A	GW 27 836 Push-button 1P-NO-10 A With illuminable name plate


## COMPLETE DEVICES

<b>IP55</b>			<b>IP65</b>		
	Indicator lamps 230 V ac	Electronic flashlights		GW 27 431 B IR movement detector 230 V ac	GW 27 432 Twilight sensor 230 V ac

## COMPLEMENTARY ITEMS

<b>Complementary items</b>			
	GW 27 402	GW 26 406	GW 44 622
			
	GW 26 407	GW 27 441 Vertical division GW 27 442 Horizontal division	

## SHAVER SOCKET-OUTLETS

<b>Flush-mounting</b>			<b>Wall-mounting</b>		<b>Accessories</b>	
	GW 27 861 - With base GW 27 866 - Without base	GW 27 862 - RAL 1013 With base GW 27 865 - RAL 1013 Without base GW 27 863 - RAL 9010 With base		GW 27 864 RAL 1013 - 230V ac With base		GW 27 867 Flush-mounting box GW 27 868 Wall-mounting box, white